



**Tehachapi Valley**  
Recreation & Park District

**TEHACHAPI VALLEY  
RECREATION AND PARK DISTRICT  
490 WEST D STREET, TEHACHAPI, CA 93561**

**SPECIAL BOARD MEETING  
WEDNESDAY, JULY 28, 2021, 5:30 P.M.**

**BOARD OF DIRECTORS**

IAN STEELE, CHAIRPERSON  
KALEB JUDY, VICE-CHAIRPERSON  
DWIGHT DREYER, DIRECTOR  
SANDY CHAVEZ, DIRECTOR  
MARYANN PACIULLO, DIRECTOR

**A G E N D A**

**1. FLAG SALUTE**

**2. ROLL CALL**

**3. PUBLIC COMMENTS**

*The Tehachapi Valley Recreation and Park District Board of Directors welcome public comments on any items within the subject matter jurisdiction of the District. We respectfully request that this public forum be utilized in a positive and constructive manner. Items addressed during Public Comment section are generally matters not included on the posted agenda and therefore the Board will take no action at this meeting. Such items, however, may be added to future meeting's agenda. Speakers are limited to two (2) minutes. Please state your name or organization represented, if any, before making presentation. Thank you.*

**4. CONSENT CALENDAR**

*All items listed on the Consent Calendar shall be considered routine and will be enacted by one vote. There will be no separate discussion of these items unless a member of the Board request specific items to be removed from the Consent Calendar for separate action.*

A. Clerk Declaration of Posting of Agenda 24 Hours in Advance of Meeting (Page 3).

**5. AGENDA**


A. Award of Bid for the Construction and Installation of the Modular Steel Skatepark Located at West Park - Discussion/Approval, Resolution #10-21 (Page 4-33)

**6. BOARD OF DIRECTORS' TIME**

*Opportunity for the Board to comment on items not listed on the agenda.*

**7. ADJOURNMENT**

*Adjourn to the next Regular Meeting of the Board of Directors of the Tehachapi Valley Recreation and Park District scheduled on August 17, 2021.*



# Tehachapi Valley

## Recreation & Park District

### CERTIFICATE OF POSTING AGENDA

I, the Clerk of the Tehachapi Valley Recreation and Park District Board of Directors hereby certify that a copy of the July 28, 2021, Special Board Meeting Agenda was posted at the following public places within the District on Tuesday, July 27, 2021, at 5:30 P.M. approximately:

- TVRPD District Office, 490 West D Street, Tehachapi, California 93561
- The TVRPD Web site at [www.tvrpd.org](http://www.tvrpd.org)

The agenda and related documents were also provided to the Tehachapi Valley Recreation and Park District Board of Directors on the 27<sup>th</sup> day of July 2021.

Dated this 27<sup>th</sup> day of July 2021.

Carrie Champlin  
Carrie Champlin  
Clerk of the Board of Directors



**Tehachapi Valley**  
Recreation & Park District

# ***REQUEST FOR PROPOSALS***

RFP# 2021-001


Modular Steel Skatepark  
(410 W D ST TEHACHAPI, CA 93561)

**SUBMITTAL DEADLINE**

MONDAY,  
JULY 26, 2021 @3:00 PM

**Full RFP, directions, technical specifications, products, finishes,  
and execution can be found at [www.tvrpd.org](http://www.tvrpd.org)**

P.O. BOX 373 - 490 WEST D STREET TEHACHAPI, CALIFORNIA 93561  
[www.tvrpd.org](http://www.tvrpd.org) - OFFICE (661) 822-3228 - FAX (661)823-8529



**Tehachapi Valley**  
Recreation & Park District

## ***REQUEST FOR PROPOSALS***

RFP# 2021-001

Modular Steel Skatepark

(490 W D ST TEHACHAPI, CA 93561)

**SUBMITTAL DEADLINE**

MONDAY,

JULY 26, 2021 @ 3:00 PM

**Tehachapi Valley Recreation & Park District**  
**Request for Bids: Modular Steel Skatepark**

**Background:**

Since 1958, TVRPD has been committed to providing high quality recreation and parks facilities to the Greater Tehachapi Area. Many of us may not realize, but countless numbers of people of all ages enjoy Tehachapi Valley's parks, facilities, and recreational programs and events. Local and regional studies show that many park users do not understand the value this brings to our community's quality of life. Thus, we feel a responsibility to close that gap- and to inspire more people to learn why a quality recreation and parks system is vital to youth development, active senior living, neighborhoods and families, special places for community events, and economic development.

TVRPD's Ollie Mountain Skatepark was the community's only public skatepark. Built in the early 2000's, the dilapidated, above-ground, wooden skatepark was deconstructed and removed in the fall of 2020. With its age and safety issues, it was time to move on. With that, TVRPD is seeking proposals to work with the District to build a new community skatepark utilizing grant monies from the State of California Per Capita Program in partnership with the City of Tehachapi.

**Request for Proposals**

Sealed bids will be received at 490 West D Street, Tehachapi, CA 93561, until **3:00 PM** local time on **July 26, 2021**, for the Skatepark, at which time submitted bids will be opened and considered. The lowest responsible bidder is anticipated to be awarded at a Special Board Meeting on **Wednesday, July 28, 2021**.

All bids must be in a sealed package marked "**Modular Steel Skatepark Bid**".

No bid may be withdrawn for a period of thirty (30) days after the bid closing date.

After a thorough review of all available build methods, we have concluded the below specified system best meets the community's needs. We are not interested in other build methods for this project. Any all-steel systems wishing to be considered for this bid must submit specifications along with all material and hardware samples for approval no later than 14 days prior to bid opening.

1.  Yes  No **Product Liability:** Must have at least \$6 Million of product liability insurance in effect and provide certificate of insurance with the bid proposal. This requirement is standard for prefabricated equipment used in municipal applications and is necessary for proper liability protection.
  
2.  Yes  No **Professional Liability:** Must have at least \$1 Million of professional liability insurance in effect and provide certificate of insurance with the bid proposal. This requirement protects the city against design/layout issues and covers what product liability does not.

3.  Yes  No **Warranty:** Entire system must come with a 20-year limited warranty. All materials and workmanship furnished must be of the highest quality, free from all defects, and comply with the specifications provided.
4.  Yes  No **Experience:** Must have at least 10 years of experience in Skatepark Equipment Manufacturing. Provide list in bid of at least 10 skate parks installed to this exact build method, which have been in operation for more than 2 years and are complete with pictures and project write-up. This requirement ensures that the city will receive high quality equipment and will not be a "guinea pig" for any company.

List below up to 10 skateparks that have been in operation for more than 2 years to the exact specification listed herein. Specifically, where the entire skatepark riding surface is 7-gauge, powder-coated, fastener-free, and does not use separate transition plates.

	Location	Customer Name	Phone Number	Year Installed	Photos/Write up* included?
1	Los Angeles, CA	Dave Gallagher	626-300-3216	2019	Yes
2	Corte Madera, CA	Brian Hernandez	415-927-5071	2017	Yes
3	Kerman, CA	Philip Gallegos	559.846.9328	2016	Yes
4	Cape Coral, FL	Mark Cagle	239.242.3953	2017	Yes
5	Palatine, IL	Jim Holder	847-705-5131	2019	Yes
6	East Orange, NJ	Christopher Coke	973.266.5330	2019	Yes
7	Covington, WA	Angie Feser	253.480.2488	2016	Yes
8	Tucson, AZ	Ron Plocki	520.887.0823	2013	Yes
9	Eagle Mountain, UT	Brad Hickman	801.420.3188	2008	Yes
10	Jacksonville, NC	Richard Cole	910.449.5605	2012	Yes

\*All skateparks designed, manufactured & installed by ARC

5.  Yes  No **Factory Fabricated:** All components must arrive fully fabricated and ready for assembly. This requirement ensures that all equipment was manufactured under factory-controlled conditions rather than fabricated onsite.
6.  Yes  No **Modular:** Equipment must be able to easily bolt together on all sides with the ability to expand widths and lengths by bolting in additional sections. Ramp sections that are dropped into place and not easily expandable to various widths will not be considered. This requirement allows the city to expand with additional phases in a seamless fashion.
7.  Yes  No **Bonding:** Must provide 10% bid bond and a letter in bid from bonding company stating that you can provide performance/maintenance bonding for 100% of the project if awarded.
8.  Yes  No **Skater Designed and Approved:** Skate Park designs to be created and approved by skaters to ensure equipment is continually using the latest and most innovative and popular

obstacles; and designed with appropriate spacing, flow, radiuses, geometry, and angles. Scaled 2D and color 3D renderings must be supplied with bid.

9.  Yes  No **ASTM Compliant:** Must be a voting member of ASTM and comply with most recent draft of standards. This requirement shows a firms dedication to skateboarding safety and their willingness to volunteer their time to help establish fair and safe industry standards.
10.  Yes  No **Installation Options:** Must offer the option of a full factory install or for the customers to easily install equipment themselves. Must present the option of providing a factory supervisor to oversee self-install either for initial installation or for future add-on considerations.
11.  Yes  No **Fastener Free Riding Surface:** Riding surface must be at least 7-gauge galvanized steel. No screw/bolt heads on any riding surface will be accepted; toe anchors may be used for installs on unlevel surfaces. This requirement ensures a safe riding experience, less maintenance, longevity of the equipment and the utilization of the highest quality materials/systems that are available. All compound curvature surfaces shall be composed of a laminated composite material.
12.  Yes  No **Galvanized Steel:** All steel components must be galvanized (many components receive powder-coat paint after fabrication). Black steel or Pickled and Oiled steel are not acceptable. A zinc rich epoxy primer may not be used in lieu of galvanized steel. This requirement ensures maximum corrosion protection (ASTM A653).
13.  Yes  No **Coping:** Must be fabricated from schedule 40 pipe and be hot-dip galvanized. Must bolt from the underside with tamper-resistant bolts into a laser cut cradle for perfect coping "bump" every time. Must be one continuous piece per width of entire completed obstacle. Coping with sleeved inserts or any coping system that is not one solid piece per width of entire completed obstacle and of lighter gauge steel will not be acceptable. Visible holes in coping will not be acceptable. This requirement ensures coping that cannot be tampered with as well as guarantee the compliance with ASTM requirements on coping reveal (F 2334-9:5.4.1).
14.  Yes  No **Transition Plate:** No separate transition plate will be acceptable. Riding surface shall come all the way to the ground. No secondary or separate transition plate will be acceptable. This requirement ensures that no horizontal seam running perpendicular to the skate flow can be used.
15.  Yes  No **Grind Rails:** All grind rails must have capped ends welded in place prior to being hot-dipped galvanized. This requirement ensures plastic end caps (which can easily be removed) or unsightly onsite welded end caps will not be used.
16.  Yes  No **Guard Rails:** Must be hot-dipped vertical baluster design and comply with ASTM F 2334 – 09:5.1
17.  Yes  No **Hardware:** Must be stainless steel tamper resistant bolts and nuts with nylon inserts. No self-tapping or "factory press fit" nuts will be allowed. This requirement ensures



fasteners and connections will not corrode or strip out which makes maintenance more difficult if not impossible.

18.  Yes  No **Enclosures:** Must be solid galvanized 13-gauge steel with textured powder coat finish. No expanded metal, wire mesh, or poly will be acceptable because of their susceptibility to be structurally vandalized.

19.  Yes  No **Laser Cut Precision:** Ribs, framing, legs, platform guards, enclosures must be cut with laser precision (1/1,000" tolerance) from 7GA steel to ensure accuracy. Straight and rolled tubing will not be acceptable because of its inability to hold tight tolerances like laser cut components.

20.  Yes  No **Steel Frame:** Framing of the equipment must be galvanized steel and cut from solid 3/16" steel on laser for precision and accuracy. Square tubing, bar, or wood frame will not be acceptable due to their inability to hold tight tolerances.

21.  Yes  No **Griped Riding Surface:** Must be powder-coated with a textured UV stabilized TGIC wrinkle powder-coat. Surfaces other than textured powder-coated steel will not be considered. This requirement ensures that a typical wet paint may not be used because once the ramps get moisture on them from either condensation or rain; they will be very dangerous because of how slick they become.

22.  Yes  No **Substrate:** Steel frame and 3/16" steel sheet welded to frame prior to being powder coated will act as substrate and riding surface and carry a 20-year warranty. No poly or other material will be acceptable. This requirement is to ensure that the city gets the longest lasting and most maintenance free ramp available.

23.  Yes  No **Steel Edging/Protection:** All sides of equipment must be steel.

24.  Yes  No **Powder-coat:** Equipment must be coated with UV stabilized TGIC wrinkle texture powder-coat. Power Coat Paint must possess the following Performance Characteristics:

Property	Test Method	Results
Specific Gravity	Calculated	1.2-1.7
Gloss (60 degrees)	ASTM D 523	20-100 units
Direct Impact Resistance	ASTM D 2794	Up to 160in-lbs
Flexibility	ASTM D 522, Method B	1/8" mandrel
Pencil Hardness	ASTM D 3363	H-3H
Crosshatch Adhesion	ASTM D 3359, Method B	5B
Salt Spray Resistance	ASTM B 117	1,000 + hours
Humidity Resistance	ASTM D 2247	1,000 + hours

25.  Yes  No **Samples:** Samples of riding surface, enclosures, hardware, and any variations must be submitted with bid. Samples must represent actual product and include appropriate finishes.

26.  Yes  No **Maintenance Kit:** A maintenance kit must be included with equipment and contain maintenance guidelines, graffiti remover, emery paper, tamperproof tools, tamperproof hardware, and textured touch-up paint to match the powder-coated materials. If maintenance kit is other than specified, a kit must be submitted with bid.
27.  Yes  No **Sound Dampening:** Must provide option to allow sound-dampening material to equipment either at time of installation or easily installed anytime in the future.
28.  Yes  No **Sound Testing:** Must supply third party engineering tests with bid showing sound level at point of impact on equipment. Because skateparks can be controversial issues within some neighborhoods it is critical that sound studies be included so that environmental impact can be measured.
29.  Yes  No **Temperature Test:** Must supply third party engineer temperature testing with bid. Color, texture, and other properties all affect the temperature that a surface will reach in the sun and this test allows a city to evaluate the performance characteristics of a given surface.

## Technical Specifications

### PART 1: GENERAL

#### 1.01 Summary

- A. Section includes product data for the Fabrication, Layout, Assembly, and Installation of Custom, Galvanneal Steel Framed, TGIC Polyester Powder Coated Skate Park Equipment intended for a fully exposed service environment.

#### 1.02 References

- A. ASTM A568 Specification for Steel, Sheet, Carbon, and High-Strength, Low-Alloy, Hot-Rolled and Cold-Rolled.
- B. ASTM A1011 Specification for Steel, Sheet and Strip, Hot-Rolled, Carbon, Structural, High-Strength Low-Alloy and High-Strength Low-Alloy with Improved Formability.
- C. ASTM A653 / A653M - 09 Standard Specification for Steel Sheet, Zinc-Coated (Galvanized) or Zinc-Iron Alloy-Coated (Galvannealed) by the Hot-Dip Process
- D. ASTM A123 / A123M - 09 Standard Specification for Zinc (Hot-Dip Galvanized) Coatings on Iron and Steel Products
- E. ASTM F593 - 02(2008) Standard Specification for Stainless Steel Bolts, Hex Cap Screws, and Studs
- F. 2000 International Building Code

#### 1.03 System Description

- A. Performance Requirements:

## 1.04 Submittals

- A. General: Submit in accordance with CSI Division 1 Procedures.

## 1.05 Quality Assurance

- A. Minimum qualifications and representations required to submit bid:
  1. Contractor must have completed at least (100) public use skate parks over the past five years to the exact specification described herein. The skate parks must have been in operation for at least two years complete and currently in operation.
  2. Installers must have a record of successful in-service performance completing custom elements using materials and methods specified in Part 2: Products, and Part 3: Execution.

## 1.06 Warranty

- A. All work shall be of first-class quality and free of omissions and faulty, poor quality, imperfect or defective material or workmanship.
- B. All components and hardware shall carry a 20-year limited warranty.

## PART 2: PRODUCTS

### 2.01 Materials

- A. Steel
  1. All decks and riding surfaces shall be 7GA (~3/16") galvanized steel sheet, which has been rolled to the correct radius prior to ramp fabrication to ensure a smooth transition where applicable. Material shall conform to ASTM A1011/A568 standards.
  2. All steel sheets shall be galvanized to limit mill scale and thus improve powder coat adhesion. Material shall conform to ASTM A653 standards.
  3. Steel surface shall be welded to the framework from the underside.
  4. The steel riding surface itself shall serve as the threshold transition.
  5. No Skatelite™ or other finish layer will be accepted.
  6. Riding surfaces on the same plane shall be continuous and of the same material (ASTM F 2334-09-5.3)
  7. The elevation reveal on riding surface joints shall not exceed 0.188". Horizontal gaps between riding surfaces shall not exceed 0.188" (ASTM F 2334-09-5.5).
  8. Coping shall be full schedule 40 pipe which bolts in from underside and shall protrude 0.25" +/- 0.125" above the riding surface (ASTM F 2334-09-5.4)
  9. Coping shall be hot-dip galvanized after fabrication. Shall conform to ASTM A123 standards.

10. Enclosures (if requested) shall be 13-gauge laser cut galvaneal steel sheets to match hole pattern of ribs and ramp profile for ease of installation. Material shall conform to ASTM A653 standards.

B. Fasteners

1. All fasteners shall be tamper-resistant stainless steel.
2. Manufacturer shall supply special tool for tamper-resistant fasteners.
3. Fasteners shall comply with ASTM F593

C. Composite

1. All compound curvature surfaces shall be composed of a laminated composite material.
2. Surface of composite material shall be color-matched to adjacent steel components.
3. Composite material shall consist of the following lamination schedule:
  - a. gel coat; wet application thickness of 18-24mil
  - b. spray-up chopped strand layer
  - c. hand-laid 0/90 woven mat layer
  - d. spray-up chopped strand layer
 Low shrink isophthalic polyester resin shall be used in conjunction with all layers. Strand-to-resin ratio shall be a minimum of 30-35%.
4. Minimum composite part finished thickness shall be 3/8".

**2.02 Finishes**

A. TGIC Powder Coat

1. All surfaces, framework, coping, safety panels and enclosures shall undergo a 7-stage cleaning and preparation process to ensure powder coating adhesion.
2. All surfaces, framework, coping, safety panels and enclosures shall be coated to 2-3 mil thickness of TGIC powder coat. All riding surfaces shall contain additive to achieve grippy riding surface known as MaxGrip™.
3. Typical Performance Characteristics of Powder Coat Paint:

Property	Test Method	Results
Specific Gravity	Calculated	1.2-1.7
Gloss (60degrees)	ASTM D 523	20-100 units
Direct Impact Resistance	ASTM D 2794	Up to 160in.-lbs
Flexibility	ASTM D 522, Method B	1/8" mandrel
Pencil Hardness	ASTM D 3363	H-3H
Crosshatch Adhesion	ASTM D 3359, Method B	5B
Salt Spray Resistance	ASTM B 117	1,000 + hours
Humidity Resistance	ASTM D 2247	1,000 + hours

## PART 3: EXECUTION

### 3.01 Special Techniques

#### A. Framework


1. Material shall conform to ASTM A1011/A653 standards
2. Framing under all transitions and wedge ramps shall be 7GA X 2" laser cut galvanized steel.
3. All radius framing and support pieces shall be precision laser cut from 7GA galvanized steel to ensure accuracy – rolled flat bar is not acceptable. Material shall conform to ASTM A653.
4. All framing for platform bases, platform tops, and legs shall be constructed of formed 10-gauge galvanized steel. Material shall conform to ASTM A653.
5. All pieces shall bolt together every 12" to ensure a uniform seam.
6. All decks shall be 4' deep unless otherwise specified.
7. All bank ramps shall have a radius at the bottom to ensure a smooth transition.

#### B. Safety Railing

**Specifier Notes: An elevated surface is exempt from these recommendations if a safety rail would interfere with the intended use per ASTM F 2334-09**

1. Material shall conform to ASTM A1011/A568 standards (see specs under "Steel" heading)
2. The safety railings shall be of a vertical baluster design.
3. The safety railings shall be hot-dip galvanized after fabrication. Material shall conform to ASTM A123.
4. Safety railings shall be a minimum of 42" in height and prevent passage of a sphere equal to or greater than 4" outside diameter (ASTM F 2334-09-5.1.1)

**END OF SECTION**



P.O. BOX 373 - 490 WEST D STREET TEHACHAPI, CALIFORNIA 93561  
www.tvrpd.org - OFFICE (661) 822-3228 - FAX (661)823-8529

<u>Item</u>	<u>Obstacle</u>	<u>Height</u>	<u>Width</u>	<u>Length</u>	<u>Price</u>
1	Bowled Corner 90 Degree	4.0'	11.0'	11.0'	
2	Quarter Pipe	4.0'	4.0'	12.0'	
3	Quarter Pipe	4.0'	4.0'	12.0'	
4	Bowled Corner 90 Degree	4.0'	11.0'	11.0'	
5	Half Pipe	4.0'	4.0'	30.0'	
6	Half Pipe	4.0'	4.0'	30.0'	
7	Half Pipe	4.0'	4.0'	30.0'	
8	Bowled Corner 90 Degree	4.0'	11.0'	11.0'	
9	Quarter Pipe	4.0'	4.0'	12.0'	
10	Quarter Pipe	4.0'	4.0'	12.0'	
11	Bowled Corner 90 Degree	4.0'	11.0'	11.0'	
12	Bank Ramp	3.0'	4.0'	13.0'	
13	Bank Ramp	3.0'	4.0'	13.0'	
14	Bank Ramp	4.0'	4.0'	13.0'	
15	Bank Ramp	4.0'	4.0'	13.0'	
16	Bank Ramp	4.0'	4.0'	13.0'	
17	Bank Ramp	5.0'	4.0'	13.0'	
18	Bank Ramp	5.0'	4.0'	13.0'	
19	Bank Ramp	5.0'	4.0'	13.0'	
20	Stairs	4.0'	4.0'	11.0'	
21	Grind Rail (Round)	2.0'	2"	8.5'	
22	Stairs	4.0'	4.0'	41.0'	
23	Half Pipe	6.0'	4.0'	33.0'	
24	Half Pipe	6.0'	4.0'	33.0'	
25	Half Pipe	6.0'	4.0'	33.0'	
26	Half Pipe	5.0'	4.0'	33.0'	
27	Half Pipe	5.0'	4.0'	33.0'	
28	Half Pipe	5.0'	4.0'	33.0'	
29	Half Pipe	5.0'	4.0'	33.0'	
30	Cruz Slant Pad (Replica Series) *Color	3.0'	7.5'	6.0'	
31	Cruz Slant Pad (Replica Series) *Color	3.0'	7.5'	6.0'	
32	Bank Ramp	4.0'	4.0'	13.0'	
33	Bank Ramp	4.0'	4.0'	13.0'	
34	Pyramid Corner (Bank Ramp) 45 Degree	4.0'	6.4'	9.1'	
35	Bank Ramp	4.0'	4.0'	13.0'	
36	Bank Ramp	4.0'	4.0'	13.0'	
37	Grind Rail (Round)	1.0'	2"	20.0'	
38	Skate Bench (Concrete) *Color	1.5'	2.0'	6.0'	
39	Rollover	2.5'	4.0'	17.0'	
40	Rollover	2.5'	4.0'	17.0'	
41	Wedge, Flat, Wedge	2.0'	4.0'	20.0'	
42	Wedge, Flat, Wedge 2' Wide	2.0'	2.0'	20.0'	

43	Grind Rail, Kinked (Round)	1.5'	2"	14.0'	
44	Wedge, Flat, Wedge	2.0'	4.0'	20.0'	
45	Wedge, Flat, Wedge 2' Wide	2.0'	2.0'	20.0'	
46	Grindbox (2' Wide)	1.5'	2.0'	8.0'	
47	Wedge, Flat, Wedge	2.5'	4.0'	20.0'	
48	Pyramid Section (Wedge)	2.5'	7.0'	20.0'	
49	DIY Spine (Pro Ops)	2.5'	8.0'	12.0'	
50	Grind Rail, Kinked (Round)	1.5'	2"	18.0'	
51	Bank Ramp (Wedge)	2.0'	8.0'	8.0'	
52	Bank Ramp (Wedge)	2.0'	8.0'	8.0'	
53	Hubba Ledge (Replica Series) *Color	3.5'	1.5'	18.0'	
54	Grindbox (Concrete) *Color	1.0'	4.0'	10.0'	
55	Skate Bench (Concrete) *Color	1.5'	2.0'	6.0'	
56	Quarter Pipe	5.0'	4.0'	12.0'	
57	Quarter Pipe	5.0'	4.0'	12.0'	
58	Quarter Pipe	5.0'	4.0'	12.0'	
59	Quarter Pipe Raked	5'-6'	4.0'	12.0'	
60	Quarter Pipe	6.0'	4.0'	12.0'	
61	Quarter Pipe	6.0'	4.0'	12.0'	
62	Bank Ramp (Wedge)	2.0'	4.0'	6.0'	
63	Bank Ramp (Wedge)	2.0'	4.0'	6.0'	
64	Bank Ramp (Wedge) 2' Wide	2.0'	2.0'	6.0'	
65	Bank Ramp (Wedge)	2.0'	4.0'	6.0'	
66	Bank Ramp (Wedge)	2.0'	4.0'	6.0'	
67	Hubba Ledge (Replica Series) *Color	3.0'	1.5'	18.0'	
68	Quarter Pipe	4.0'	4.0'	11.0'	
69	Quarter Pipe	4.0'	4.0'	11.0'	
70	Quarter Pipe	4.0'	4.0'	11.0'	
71	Quarter Pipe	4.0'	4.0'	11.0'	
	Subtotal				\$336,567.17
	Framework Enclosures				\$33,656.72
	Freight				Free
	Installation (inc prevailing wage)				\$76,633.75
	TOTAL				\$446,857.64

Note: Sales tax extra. If performance/maintenance bonds are needed add 2% to total.







TRUSTEES, NY



CORRIT MADRUGA, CA



LOS ANGELES, CA





**BID BOND**

KNOW ALL BY THESE PRESENTS, That we, American Ramp Company

of 601 South McKinley, Joplin, Missouri 64801 (hereinafter called the Principal),

as Principal, and Western Surety Company

(hereinafter called the Surety), as Surety are held and firmly bound unto Tehachapi Valley Recreation & Park District

490 West D Street P.O. Box 373 Tehachapi, CA 93561

(hereinafter called the Obligee) in the penal sum of Ten percent (10%) of the amount of the Principal's Bid

Dollars (\$ 10% of Principal's Bid )

for the payment of which the Principal and the Surety bind themselves, their heirs, executors, administrators, successors and assigns, jointly and severally, firmly by these presents.

THE CONDITION OF THIS OBLIGATION IS SUCH, That WHEREAS, the Principal has submitted or is about to submit a proposal

to the Obligee on a contract for RFP# 2021-001 Modular Steel Skatepark 490 W D ST Tehachapi, CA 93561

NOW, THEREFORE, If the said Contract be timely awarded to the Principal and the Principal shall, within such time as may be specified, enter into the Contract in writing, and give bond, if bond is required, with surety acceptable to the Obligee for the faithful performance of the said Contract, then this obligation shall be void; otherwise to remain in full force and effect.

Signed and sealed this 23rd day of July, 2021.

[Signature]  
Witness

American Ramp Company (Seal)  
Principal  
[Signature]  
James Moss, CEO Title

[Signature]  
Kendra Keller Witness

Western Surety Company  
By [Signature]  
Dawn Oney Attorney-in-Fact

# Western Surety Company

## POWER OF ATTORNEY APPOINTING INDIVIDUAL ATTORNEY-IN-FACT

Know All Men By These Presents, That WESTERN SURETY COMPANY, a South Dakota corporation, is a duly organized and existing corporation having its principal office in the City of Sioux Falls, and State of South Dakota, and that it does by virtue of the signature and seal herein affixed hereby make, constitute and appoint

**Scott Brothers, Maria Stout, Dawn Oney, Individually**

of Joplin, MO, its true and lawful Attorney(s)-in-Fact with full power and authority hereby conferred to sign, seal and execute for and on its behalf bonds, undertakings and other obligatory instruments of similar nature

**- In Unlimited Amounts -**

and to bind it thereby as fully and to the same extent as if such instruments were signed by a duly authorized officer of the corporation and all the acts of said Attorney, pursuant to the authority hereby given, are hereby ratified and confirmed.

This Power of Attorney is made and executed pursuant to and by authority of the By-Law printed on the reverse hereof, duly adopted, as indicated, by the shareholders of the corporation.

In Witness Whereof, WESTERN SURETY COMPANY has caused these presents to be signed by its Vice President and its corporate seal to be hereto affixed on this 24th day of June, 2021.



WESTERN SURETY COMPANY

Paul T. Bruflat  
Paul T. Bruflat, Vice President

State of South Dakota }  
County of Minnehaha } ss

On this 24th day of June, 2021, before me personally came Paul T. Bruflat, to me known, who, being by me duly sworn, did depose and say: that he resides in the City of Sioux Falls, State of South Dakota; that he is the Vice President of WESTERN SURETY COMPANY described in and which executed the above instrument; that he knows the seal of said corporation; that the seal affixed to the said instrument is such corporate seal; that it was so affixed pursuant to authority given by the Board of Directors of said corporation and that he signed his name thereto pursuant to like authority, and acknowledges same to be the act and deed of said corporation.

My commission expires

March 2, 2026



M. Bent  
M. Bent, Notary Public

### CERTIFICATE

I, L. Nelson, Assistant Secretary of WESTERN SURETY COMPANY do hereby certify that the Power of Attorney hereinabove set forth is still in force, and further certify that the By-Law of the corporation printed on the reverse hereof is still in force. In testimony whereof I have hereunto subscribed my name and affixed the seal of the said corporation this 23rd day of July, 2021.



WESTERN SURETY COMPANY

L. Nelson  
L. Nelson, Assistant Secretary

**Authorizing By-Law**

**ADOPTED BY THE SHAREHOLDERS OF WESTERN SURETY COMPANY**

This Power of Attorney is made and executed pursuant to and by authority of the following By-Law duly adopted by the shareholders of the Company.

Section 7. All bonds, policies, undertakings, Powers of Attorney, or other obligations of the corporation shall be executed in the corporate name of the Company by the President, Secretary, and Assistant Secretary, Treasurer, or any Vice President, or by such other officers as the Board of Directors may authorize. The President, any Vice President, Secretary, any Assistant Secretary, or the Treasurer may appoint Attorneys in Fact or agents who shall have authority to issue bonds, policies, or undertakings in the name of the Company. The corporate seal is not necessary for the validity of any bonds, policies, undertakings, Powers of Attorney or other obligations of the corporation. The signature of any such officer and the corporate seal may be printed by facsimile.



Kansas City Branch Office  
5901 College Boulevard, Suite 400  
Overland Park KS 66211

**Regina M. Palomino, CCA AFSB**  
Underwriting Consultant

Telephone 913-661-7753  
800-888-3269 x7753  
Facsimile 913-661-7799  
regina.palomino@cnasurety.com

July 23, 2021

Tehachapi Valley Recreation & Park District  
490 West D Street  
P.O. Box 373  
Tehachapi, CA 93561

RE: Principal's Name: American Ramp Company  
Address: 601 S. McKinley Avenue, Joplin, MO 64801  
Project Description: RFP#2021-001 Modular Steel Skatepark, Tehachapi, CA

Dear Sirs:

At the request of American Ramp Company and in support of this bid, we have agreed to act as Surety on the performance and payment bonds specified in the bid documents. Surety's obligation will be limited to our standard one-year guarantee as to materials and workmanship. Any extended manufacturer or labor warranties offered by American Ramp Company are outside the scope of the Surety's obligation.

Sincerely,

Regina M. Palomino, CCA AFSB  
Underwriting Consultant

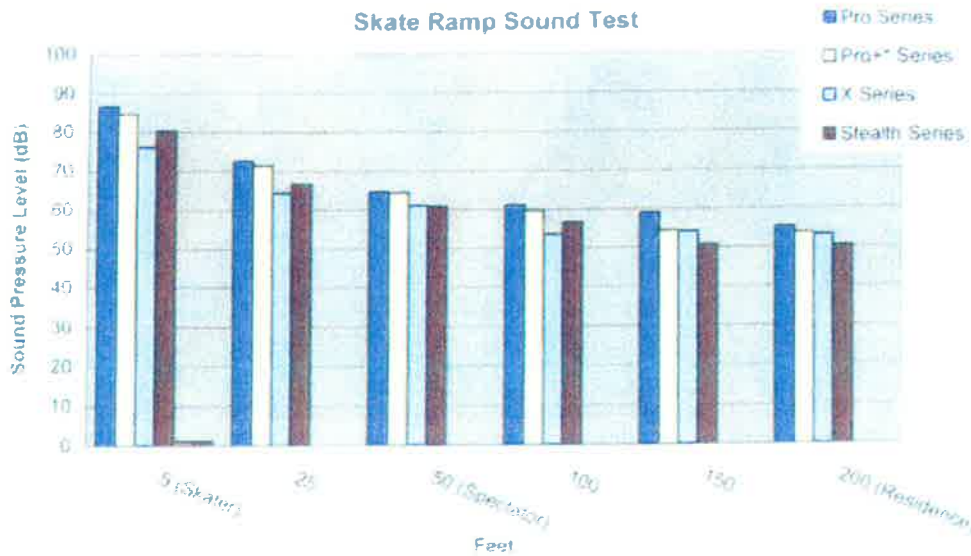




601 McKinley  
 Joplin, MO 64801  
 Local 417-206-6816  
 Fax 417-206-6888  
 sales@americanrampcompany.com



Feet Away	Pro Series	Pro+ Series	X Series	Stealth Series
5 (Skater)	86.5	84.6	76	80.3
25	72.5	71.3	64.3	68.6
50 (Spectator)	64.5	64.3	61	60.8
100	61	59.5	53.5	56.5
150	58.8	54.3	54	50.6
200 (Residence)	55	53.6	53	50.3



\*Pro+ Series is our Pro Series that is enclosed and insulated  
 Ambient noise varied from 50 to 58 dB due to traffic and neighborhood noise  
 Each test was taken when ambient noise was approximately 50dB

Approximate Decibel Level	Examples
0	The quietest sound you can hear
20	Rustling leaves
30	A whisper, quiet library
40-50	Typical neighborhood
60-70	Normal conversation (3-5 feet), sewing machine, typewriter
80	Telephone dial tone
85	City traffic (outside car)

The above information was obtained through OSHA (Occupational Safety and Health Administration).

Attachment No. 2

601 McKinley  
Joplin, MO 64801  
Toll-free 877-RAMP-778  
Local 417-206-6816  
Fax 417-206-6888  
sales@americanrampcompany.com



## TEMPERATURE TEST

### McELWEE ASSOCIATES

ARCHITECTS & ENGINEERS

RON JONES, ENGINEER

DENNIS L. BROWN, ARCHITECT

October 3, 2003

American Ramp Co  
601 McKinley  
Joplin, MO 64801

Attn: Nathan Bemo

Re: Evaluation of Various Skate Surface Temperatures

#### OBJECTIVE

Evaluate the surface temperatures of various skate park materials and colors

#### TEST SET-UP/PROCEDURE

Six different pieces of sample materials were laid outside on the day before the test. The samples were approximately 4 ft. x 4 ft. and they were placed on stands approximately 24" above the ground. The concrete sample was an existing concrete slab.

The test temperatures were taken with a laser temperature measuring device at the times listed on the data sheet (see Attachment #1).

#### TEST RESULTS

The actual test data as recorded is shown on Attachment #1. From the plot of the data (see Attachment #2) you can see that the steel and skateite peak out at noon when the sun is vertically overhead. The concrete has more thermal mass, so it's temperature is lower at Noon, but it continues to increase in temperature while the other materials decrease.

Comparing materials of similar color indicates that the skateite has temperatures 3° F to 10° F higher than the steel.

See Attachment #3 for temperature and sky conditions during the day of the test which was September 10, 2003 in Joplin, Missouri.

Sincerely,

  
Ron Jones, P.E.

Enclosures

601 McKinley  
 Joplin, MO 64801  
 Toll-free 877-RAMP-778  
 Local 417-206-6816  
 Fax 417-206-6888  
 sales@americanrampcompany.com



Test Data as Recorded

	8:59A	8:45A	Noon	4:30P	Average
Outside Temperature	70	72	96	89	79.25
Concrete	n/a	75.5	96	102	91.18667
Blue Steel	71.5	76	103	92	85.625
Light Grey Steel	70.5	73.5	101	88	83.25
Dark Grey Steel	73.5	77	113	101	91.125
Black Steel	73.5	77	113	101	91.125
Black SkateLite Pro	73.5	80	124	109	96.625
Brown SkateLite Pro	69	72.5	103	92	84.125

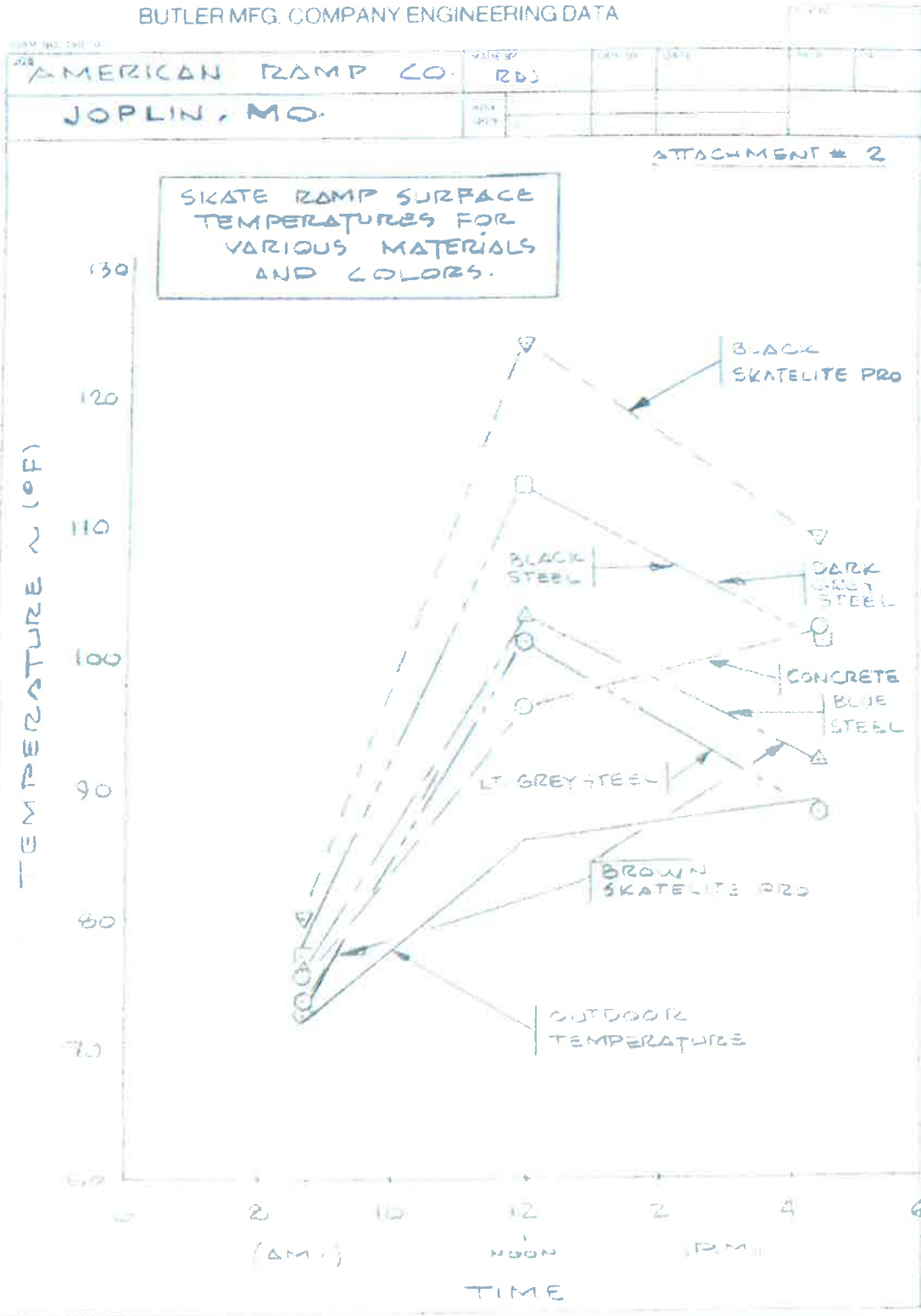
Results

Light gray steel on average is 8.25 degrees cooler than Brown SkateLite Pro  
 Dark Gray steel on average is 7 degrees warmer than Brown SkateLite Pro  
 Blue steel on average is 1.5 degrees warmer than Brown SkateLite Pro  
 Light gray steel on average is 13.375 degrees cooler than Black SkateLite Pro  
 Dark gray steel on average is 5.5 degrees cooler than Black SkateLite Pro  
 Blue steel on average is 11 degrees cooler than Black SkateLite Pro  
 Light gray steel on average is 7.92 degrees cooler than concrete  
 Dark gray steel on average is 9.42 degrees cooler than concrete  
 Blue steel on average is 5.54 degrees cooler than concrete

601 McKinley  
 Joplin, MO 64801  
 Toll-free 877-RAMP-778  
 Local 417-206-6816  
 Fax 417-206-6888  
 sales@americanrampcompany.com



BUTLER MFG. COMPANY ENGINEERING DATA




601 McKinley  
 Joplin, MO 64801  
 Toll-free 877-RAMP-778  
 Local 417-206-6816  
 Fax 417-206-6888  
 sales@americanrampcompany.com



Temperature & Sky Conditions - September 10, 2003

Joplin, Missouri

Reported Conditions	High (F)	Low (F)	Precip (In.)	Yesterday's	Average
Yesterday	89°	68°	0.00		
Sep 10 Avg.	83°	61°			
Monthly Avg.	81°	59°	5.22		
Records (1983)	95°	43°	(1976)		
Last 7 Days	89°	53°	0.01		
Month to Date	89°	53°	2.21		



Sunrise: 6:56 AM  
 Sunset: 7:34 PM  
 Moonrise: 8:06 PM  
 Moonset: 6:41 AM

Time	Sky	Temp (F)	Felt Like	Dew Point	Humid.	Wind (mi/h)	Press. (in)	Wind
12:53 AM		75°	71°	65°	83%	6.0	30.02	From SE 10mph
1:53 AM		73°	71°	65°	83%	5.0	30.03	From SE 12mph
2:53 AM		70°	70°	65°	84%	5.0	30.03	From SE 8mph
3:53 AM		68°	69°	65°	87%	5.0	30.04	From SE 13mph
4:53 AM		66°	69°	65°	87%	4.0	30.02	From SE 12mph
5:53 AM		68°	68°	64°	87%	4.0	30.02	From SSE 12mph
6:53 AM		68°	68°	64°	87%	4.0	30.04	From SE 10mph
7:07 AM		68°	68°	64°	88%	2.5	30.04	From SE 10mph
7:39 AM		70°	70°	64°	87%	3.3	30.06	From SE 9mph
7:53 AM		69°	69°	65°	87%	3.0	30.06	From SSE 9mph
8:53 AM		73°	73°	65°	76%	4.0	30.06	From SSE 13mph
9:53 AM		78°	81°	67°	68%	5.0	30.05	From SE 14mph
10:53 AM		82°	86°	68°	52%	unlimited	30.05	From S 14mph
11:53 AM		85°	87°	67°	55%	unlimited	30.04	From SSE 15mph
12:53 PM		86°	88°	66°	51%	unlimited	30.02	From SSE 16mph
1:53 PM		88°	87°	66°	48%	unlimited	30.00	From S 20mph
2:53 PM		87°	89°	65°	48%	unlimited	29.99	From SSE 14mph
3:53 PM		88°	89°	64°	45%	unlimited	29.97	From SSE 15mph
4:53 PM		87°	89°	64°	46%	unlimited	29.97	From S 17mph
5:53 PM		86°	88°	64°	48%	unlimited	29.97	From S 11mph
6:53 PM		83°	84°	64°	54%	unlimited	29.96	From SSE 9mph
8:53 PM		79°	77°	62°	76%	unlimited	29.97	From SE 8mph
9:53 PM		76°	77°	60°	71%	unlimited	29.98	From SSE 10mph
10:53 PM		74°	74°	65°	73%	unlimited	29.98	From SE 9mph
11:53 PM		73°	73°	65°	75%	unlimited	29.97	From SE 8mph



AMERICAN  
RAMP  
COMPANY

AMERICANRAMPCOMPANY.COM

7219, TEHACHAPI, CA

*This page is the creative property of American Ramp Company. It cannot be copied or redistributed.*



35°07'45.5"N 118°27'16.1"W

© 2020 Google

**RESOLUTION NO. 10-21**

**RESOLUTION OF THE BOARD OF DIRECTORS OF THE TEHACHAPI VALLEY RECREATION AND PARKS DISTRICT AWARD OF BID FOR THE CONSTRUCTION AND INSTALLATION OF THE MODULAR STEEL SKATEPARK LOCATED AT WEST PARK TO THE AMERICAN RAMP COMPANY**

**WHEREAS**, the Tehachapi Valley Recreation and Parks District (TVRPD) is the owner in fee of certain real property commonly known as West Park;

**WHEREAS**, it has been determined that the skatepark located in West Park needed to be replaced; and

**WHEREAS**, bids were received from companies that can perform the construction of the modular steel skatepark.

**WHEREAS**, Tehachapi Valley Recreation and Park District was awarded a grant from the State of California in the amount of \$376,482.00 to pay for a portion of the cost of the skatepark project;

**WHEREAS**, Tehachapi Valley Recreation and Park District will pay for a portion of the cost of the skatepark project using funds from the Capital Project fund in an amount not to exceed \$70,375.64;

**WHEREAS**, Tehachapi Valley Recreation and Park District will pay for the remainder of the cost of the skatepark project using funds from the Capital One Public Funding site lease loan in an amount not to exceed \$376,482.00;

**WHEREAS**, Tehachapi Valley Recreation and Park District will repay the Capital One Public Funding site lease loan with the State of California grant in the amount of \$376,482.00 at the completion of the skatepark project;

**NOW, THEREFORE, BE IT RESOLVED THAT** the Board of Directors awards the bid for the construction and installation of the modular steel skatepark located in West Park to American Ramp Company in the amount not to exceed \$446,857.64;

**AND BE IT FINALLY RESOLVED THAT** staff be authorized to pay for the indicated job upon the satisfactory completion of said job by American Ramp Company who was awarded the bid.



**PASSED AND ADOPTED** this 28<sup>th</sup> day of July, 2021 by the following roll call vote:

**AYES:**

**NOES:**

**ABSTAIN:**

**ABSENT:**

---

Chairperson, Board of Directors

**ATTEST:**

---

Clerk of the Board of Directors